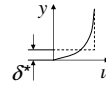


3. Boundary layers

Dr. Gergely Kristóf
 Department of Fluid Mechanics, BME
 February, 2009

Boundary layer thickness

Definitions: δ : $u(\delta) = 0.99U$ along an $x = \text{const.}$ line.



δ^* : $U\delta^* = \int_0^\infty (U - u(y)) dy$ displacement thickness

For flat plates of 0 inclination: $\delta \cong 3.26 \delta^*$

We can estimate δ assuming a balance between viscous and inertial forces at the edge of the boundary layer ($y = \delta$). If V_0 is a constant value:


$$u \frac{\partial u}{\partial x} \cong V_0 \frac{\partial^2 u}{\partial y^2}$$

$$U_\infty \frac{U_\infty}{x} \sim V_0 \frac{U_\infty}{\delta^2}$$


$$\frac{\delta}{x} \sim \sqrt{\frac{V_0}{U_\infty x}}$$

$Re_x^{-0.5}$

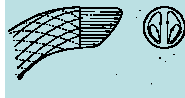
Boundary layer related phenomena



[Shapiro]



[Shapiro]



[Schlichting 20.25]

Separation:

- formation of free shear layer,
- strong modification of the surface pressure distribution (increased head loss),
- production and also reduction of the lift force acting on wings.

Turbulence:

- irregular velocity fluctuations
- increased BL thickness
- increased transport coefficient (local heat transfer coef. skin friction)
- increased resistance against separation

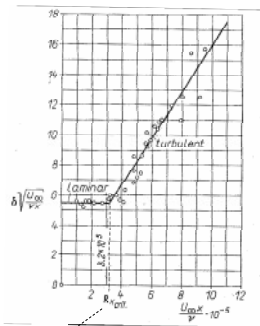
Secondary flow:

- by-passing fluid from high to low surface pressure zones,
- creation of vorticity parallel to the main stream
- increased mixing, drift motion of sediments and buoyant particles

Displacement: Virtually increases the thickness of a plate or an airfoil.

Evolution of δ on a flat plate of 0 inclination

[Schlichting 2.16]



Two alternative definitions of the Reynolds number:

$$Re_x = \frac{U_\infty x}{\nu_0}$$

$$Re_\delta = \frac{U_\infty \delta}{\nu_0}$$

For laminar boundary layer:

$$\frac{Re_\delta}{Re_x} = \frac{\delta}{x} = 5.64 Re_x^{-0.5}$$

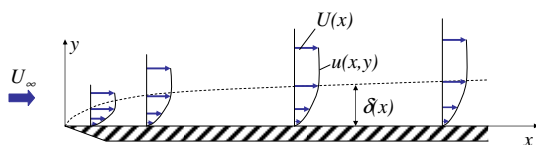
$$Re_\delta = 5.64 Re_x^{0.5}$$

$$Re_{x,crit} = 3.2 \times 10^5$$

The boundary layer concept

If the fluid viscosity is very small, then surface friction can effect the flow only in the immediate vicinity of the wall, in a layer of δ thickness.

We will discuss only steady 2D cases: $\vec{v} = u \vec{e}_x + v \vec{e}_y$



Problem #3.1

Compare the critical value of Re_δ (corresponding to laminar-turbulent transition) for a flat plate and in a circular pipe by assuming:

$$\delta \cong \frac{D}{2}$$

To the solution

Boundary layer equation (1)

Reference length: ℓ (e.g. the length of the plate) Reference velocity: U_∞

We estimate the order of magnitude of the dimensionless field variables with respect to:

$$\varepsilon = \frac{\delta_{max}}{\ell} \quad \text{and} \quad 1$$

$$x' = \frac{x}{\ell} \sim 1 \quad u' = \frac{u}{U_\infty} \sim 1 \quad p' = \frac{p - p_\infty}{\rho_0 U_\infty^2} \sim ??$$

$$y' = \frac{y}{\ell} \sim \varepsilon \quad v' = \frac{v}{U_\infty} \sim \varepsilon \quad Re_\ell = \frac{U_\infty \ell}{\nu} \sim \frac{1}{\varepsilon^2}$$

Self-similarity of the laminar boundary layer

$$\frac{\partial u'}{\partial x'} + \frac{\partial v'}{\partial y'} = 0 \quad u' \frac{\partial u'}{\partial x'} + v' \frac{\partial u'}{\partial y'} = U' \frac{dU'}{dx'} + \frac{1}{Re_\ell} \frac{\partial^2 u'}{\partial y'^2}$$

We perform another scaling:

$$y'' = y' \sqrt{Re_\ell} = \frac{y}{\ell} \sqrt{\frac{U_\infty \ell}{\nu}} \quad \text{and} \quad v'' = v' \sqrt{Re_\ell} = \frac{v}{U_\infty} \sqrt{\frac{U_\infty \ell}{\nu}}$$

the dimensionless BLE reads:

$$\frac{\partial u''}{\partial x'} + \frac{\partial v''}{\partial y''} = 0 \quad u'' \frac{\partial u''}{\partial x'} + v'' \frac{\partial u''}{\partial y''} = U' \frac{dU'}{dx'} + \frac{\partial^2 u''}{\partial y''^2}$$

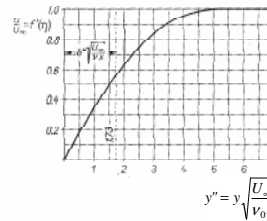
The solutions of this form are independent from Re_ℓ : $u''(x', y'')$

Problem #3.2

Please, estimate the order of magnitude of each term in the dimensionless continuity, and in the dimensionless equation of motion of a steady boundary layer flow!

To the solution

Flat plate of 0 inclination



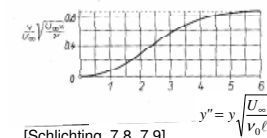
Solved by Blasius (1908).

$$\delta^* : y'' = 5.64$$

$$\delta^* : y'' = 1.73$$

$$\delta = 3.26 \delta^*$$

Due to the self-similarity, these profiles are independent from Re_x .



[Schlichting, 7.8, 7.9]

Boundary layer equation (2)

From the y component of the eq. of motion we can conclude:
The external pressure penetrates the boundary layer, therefore the pressure depends only on the x coordinate.
The pressure gradient can be related to the bulk flow velocity:

$$p(x) \quad \longrightarrow \quad -\frac{1}{\rho_0} \frac{\partial p}{\partial x} = U \frac{dU}{dx}$$

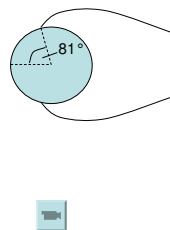
$$u \frac{\partial u}{\partial x} + v \frac{\partial u}{\partial y} = U \frac{dU}{dx} + \nu_0 \frac{\partial^2 u}{\partial y^2}$$

Boundary layer equations (BLE) for laminar flow.
Field variables:
 $u(x, y)$ and $v(x, y)$

$$\frac{\partial u}{\partial x} + \frac{\partial v}{\partial y} = 0$$

Flow past a cylinder

The position of the separation point must be independent from the Reynolds number. (As long as the external flow is independent from Re .)



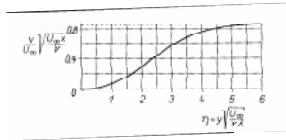
$$x' = \frac{x}{\ell} \propto \text{angle} \quad 0 \leq x' \leq \frac{\ell \pi}{2} \quad \text{indep. from } Re_r$$

The external flow is irrotational, $U' \frac{dU'}{dx'}$ indep. from Re_r

Condition for separation: $\left. \frac{\partial u'}{\partial y'} \right|_{y''=0} = 0$ indep. from Re_r

Problem #3.3

Please, calculate the displacement velocity $v(x, \delta)$ (y velocity profile at the edge of the boundary layer) over a flat plate of zero inclination for given l , Re_l and U_∞ .



To the solution

The method of small perturbations (2)

$$\frac{\partial \tilde{u}}{\partial x} + \frac{\partial \tilde{v}}{\partial y} = 0$$

$$\frac{\partial \tilde{u}}{\partial t} + \bar{u} \frac{\partial \tilde{u}}{\partial x} + \tilde{v} \frac{\partial \bar{u}}{\partial y} = -\frac{\partial \tilde{p}}{\partial x} + \nu_0 \left(\frac{\partial^2 \tilde{u}}{\partial x^2} + \frac{\partial^2 \tilde{u}}{\partial y^2} \right)$$

$$\frac{\partial \tilde{v}}{\partial t} + \bar{u} \frac{\partial \tilde{v}}{\partial x} = -\frac{\partial \tilde{p}}{\partial y} + \nu_0 \left(\frac{\partial^2 \tilde{v}}{\partial x^2} + \frac{\partial^2 \tilde{v}}{\partial y^2} \right)$$

By introducing the stream function Ψ , for which $\tilde{u} = \frac{\partial \Psi}{\partial y}$ and $\tilde{v} = -\frac{\partial \Psi}{\partial x}$

The continuity equation is automatically fulfilled.

Furthermore, we can eliminate the pressure by taking the curl of the equation of motion. The result would be a fourth order PDE for Ψ ...

Origin of turbulence

Instability of the laminar boundary layer: exponential growth of the amplitude of Tollmien-Schlichting waves.

Effects helping the transition:

1. Natural transition

The initial disturbances are generated by the uneven surface. Amplification rate depends on dp/dx .

2. Bypass transition

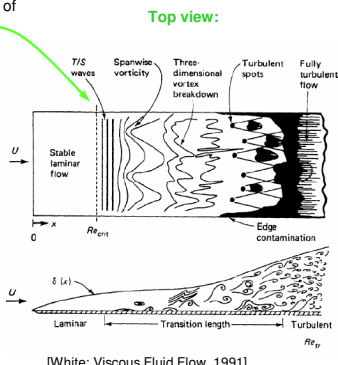
The transition is boosted by the turbulence of the main flow.

3. Separation induces transition

Laminar separation creates an inflexion in the $u(y)$ profile which is unstable.

4. Cross-flow transition

Instability caused by a cross flow (w velocity component) e.g. past swept wings or rotating bodies.



[White: Viscous Fluid Flow, 1991]

Tollmien-Schlichting waves

We are looking for the solution in wave form: $\psi(x, y, t) = f(y) e^{i(\alpha x - \beta t)}$

Note that, $f(y)$ is complex, but physical meaning is only given for the real part.

$$\alpha = \frac{2\pi}{\lambda} \quad \alpha \text{ is a real quantity;}$$

$$\beta = \beta_r + i\beta_i \quad \beta_r : \text{angular frequency, } \beta_i : \text{amplification factor.}$$

$$c = \frac{\beta}{\alpha} = c_r + ic_i$$

$$\tilde{u} = \frac{\partial \psi}{\partial y} = f'(y) e^{i(\alpha x - \beta t)}$$

$$\tilde{v} = -\frac{\partial \psi}{\partial x} = -i\alpha f(y) e^{i(\alpha x - \beta t)}$$

The method of small perturbations (1)

The flow quantities are decomposed: $u = \bar{u} + \tilde{u} \quad v = \bar{v} + \tilde{v} \quad p = \bar{p} + \tilde{p}$

The mean flow is a 2D quasi-steady boundary layer flow: $\bar{u}(y), \bar{v} \approx 0, \bar{p}(x)$

Small perturbations (2D, time dependent): $\tilde{u}(x, y, t), \tilde{v}(x, y, t), \tilde{p}(x, y, t)$

Quadratic terms of the perturbation velocity are neglected.

The perturbed flow:

$$\frac{\partial \tilde{u}}{\partial x} + \frac{\partial \tilde{v}}{\partial y} = 0$$

$$\frac{\partial \tilde{u}}{\partial t} + \bar{u} \frac{\partial \tilde{u}}{\partial x} + \tilde{v} \frac{\partial \bar{u}}{\partial y} = -\frac{\partial \tilde{p}}{\partial x} - \frac{\partial \bar{p}}{\partial x} + \nu_0 \left(\frac{\partial^2 \tilde{u}}{\partial x^2} + \frac{\partial^2 \tilde{u}}{\partial y^2} + \frac{\partial^2 \tilde{u}}{\partial y^2} \right) \quad 0 = -\frac{\partial \tilde{p}}{\partial x} + \nu_0 \frac{\partial^2 \tilde{u}}{\partial y^2}$$

$$\frac{\partial \tilde{v}}{\partial t} + \bar{u} \frac{\partial \tilde{v}}{\partial x} = -\frac{\partial \tilde{p}}{\partial y} + \nu_0 \left(\frac{\partial^2 \tilde{v}}{\partial x^2} + \frac{\partial^2 \tilde{v}}{\partial y^2} \right)$$

The mean flow:

Problem #3.4

Please, calculate the vorticity of the perturbation velocity field for Tollmien-Schlichting waves!

To the solution

Stability equation (1)

After substitution and elimination of the pressure, we obtain a 4-th order ordinary differential equation for $f(y)$:

$$(\bar{u} - c)(f'''' - \alpha^2 f) - \bar{u}'' f = -\frac{i v_0}{\alpha} (f'''' - 2\alpha^2 f'' + \alpha^4 f)$$

We can assume the following boundary conditions:

$$y = 0: \quad \tilde{u} = \tilde{v} = 0 \rightarrow f = f' = 0$$

$$y \rightarrow \infty: \quad \tilde{u} = \tilde{v} = 0 \rightarrow f = f' = 0$$

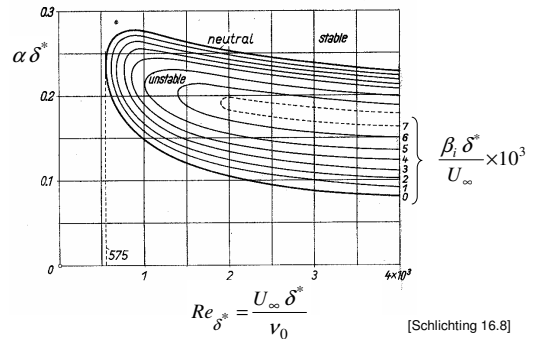
Dimensionless quantities:

$$\frac{y}{\delta^*}, \quad \frac{\tilde{u}}{U_\infty}, \quad \frac{\tilde{v}}{U_\infty}, \quad \frac{U_\infty \delta^*}{v_0}, \quad \alpha \delta^*, \quad \frac{\beta_1 \delta^*}{U_\infty}$$

Re_{δ^*}
wave number
amplification factor

Amplification of the disturbances

(Flat plate with 0 pressure gradient)



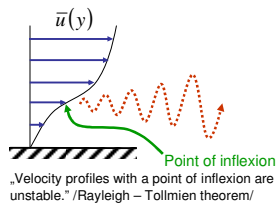
Stability equation (2)

$$(\bar{u} - c)(f'''' - \alpha^2 f) - \bar{u}'' f = -\frac{i v_0}{\alpha} (f'''' - 2\alpha^2 f'' + \alpha^4 f)$$

Stability of BL depends on

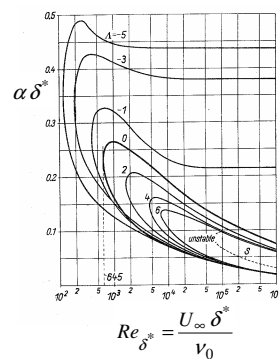
$\bar{u}(y)$

Re_{δ^*}



Eg. the Blasius profile is unstable above a certain critical Reynolds number.

Effect of the pressure gradient



$$A = \frac{\delta^2}{v_0} \frac{dU}{dx} \quad \begin{array}{l} A < 0: \text{diffuser} \\ A > 0: \text{confuser} \end{array}$$

The pressure gradient is linked with the velocity gradient of the external flow:

$$\rho_0 U \frac{dU}{dx} = -\frac{dp}{dx}$$

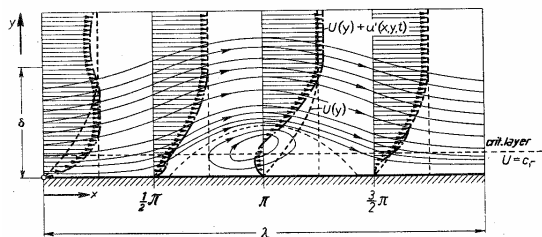
Adverse pressure gradient

Formation of an inflexion point on the mean velocity profile

High amplification factor for a wide range value of α .

Flow pattern

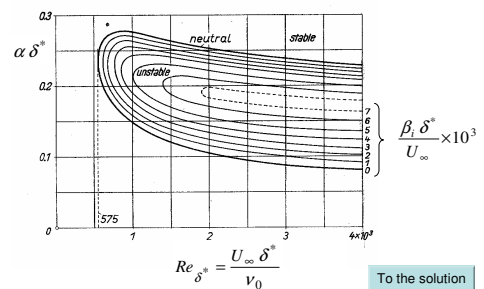
... for a neutral ($\beta=0$) disturbance in a given mean BL profile at given Re_{δ^*} .



[Schlichting 16.9]

Problem #3.5

Please, calculate the displacement thickness and the wavelength of highest amplification factor for a flat plate of zero inclination at $Re_x = 200000$, $x = 0.1$ m. (This is roughly a speed of 108 km/h in standard atmosphere.)



Averaging

Turbulent motion is **irregular**: you will possibly measure N different values at the same flow time (time elapsed from the start of the experiment) and spatial coordinates if you repeat the experiment N times.

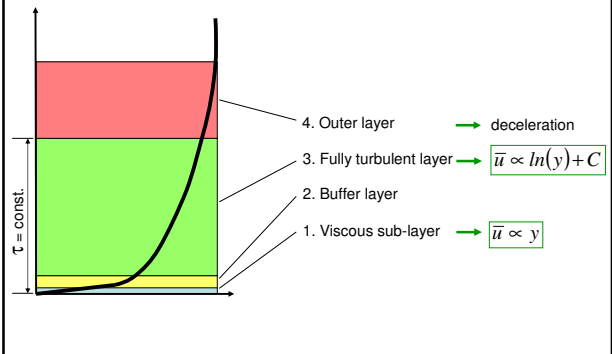
The expected values of the measured quantities are denoted by over-bar and regarded as mean flow quantities. Eg:

$$\bar{u} = \lim_{N \rightarrow \infty} \left(\frac{1}{N} \sum_{i=1}^N u_i \right)$$

Mean values in a quasi-steady flow can be approximated by the temporal average of a measured signal recorded during a sufficiently long time interval T:

$$\bar{u} \cong \langle u \rangle = \frac{1}{T} \int_{-T/2}^{T/2} u(t) dt$$

Structure of the turbulent boundary layer



Effect of turbulence on mean flow: Reynolds averaging

We decompose the instantaneous flow quantities to mean values and turbulent fluctuations:

$$u = \bar{u} + u' \quad v = \bar{v} + v' \quad w = \bar{w} + w' \quad p = \bar{p} + p'$$

The mean values of all fluctuating quantities are zero and the average values are approximately zero as well:

$$\bar{u}' = 0 \quad \text{and} \quad \langle u' \rangle \cong 0$$

By taking the average of the Navier-Stokes equation for the instantaneous flow field, for incompressible flow we obtain:

$$\rho_0 \frac{\partial \langle \bar{v} \rangle}{\partial t} + \rho_0 \langle \bar{v} \rangle \cdot \nabla \langle \bar{v} \rangle = -\nabla \langle p \rangle + \rho_0 \bar{g} + \mu_0 \Delta \langle \bar{v} \rangle - \rho_0 \langle \bar{v}' \cdot \nabla \bar{v}' \rangle$$

NS equation for the mean flow Reynolds stresses
 Must be given in order to close the set of equations

Velocity profile

Viscous sub-layer

$$\tau = \rho_0 \nu_0 \frac{d\bar{u}}{dy} = \tau_w$$

$$u^* = \sqrt{\frac{\tau_w}{\rho_0}}$$

$$(u^*)^2 = \nu_0 \frac{d\bar{u}}{dy}$$

$$\frac{\bar{u}}{u^*} = \frac{u^* y}{\nu_0} = y^+$$

$$0 < y^+ < 5 \text{ (..10)}$$

Fully turbulent layer

$$\tau = \rho_0 \ell^2 \left(\frac{d\bar{u}}{dy} \right)^2 \cong \tau_w$$

$$\ell = \kappa y$$

$$(u^*)^2 = \kappa^2 y^2 \left(\frac{d\bar{u}}{dy} \right)^2$$

$$\frac{d\bar{u}}{u^*} = \frac{1}{\kappa} \frac{dy}{y}$$

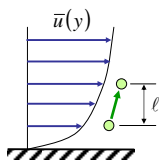
$$\frac{\bar{u}}{u^*} = \frac{1}{\kappa} \ln \left(\frac{u^* y}{\nu_0} \right) + C$$

Von Kármán constant:
 $\kappa = 0.4$

For smooth plate:
 $C = 5.45$

(C is roughness dependent.)

Prandtl's mixing length model



1.) The fluctuation magnitude caused by a fluid parcel which is displaced over a distance l can be expressed as:

$$u' = \ell \frac{d\bar{u}}{dy}$$

in which the mixing length l can be properly approximated as a function of mean flow characteristics and geometrical parameters.

2.) All components of the fluctuating velocity are approximately the same:

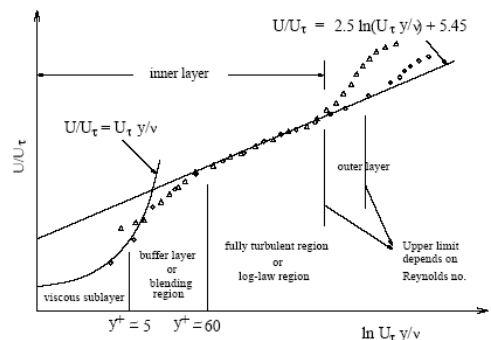
$$u' \cong v'$$

On the basis of the above assumptions we can calculate the components of the Reynolds stress tensor. Eg:

$$\rho_0 \langle u' v' \rangle = \rho_0 \ell^2 \frac{\partial \langle u \rangle}{\partial y} \frac{\partial \langle u \rangle}{\partial y} = \rho_0 \nu_t \frac{\partial \langle u \rangle}{\partial y}$$

turbulent viscosity (not a constant)

Velocity profile



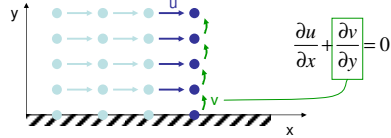
Problem #3.6

Determine the turbulent viscosity ratio (ν_t / ν_0) in the logarithmic layer for a given value of y^+ !

To the solution

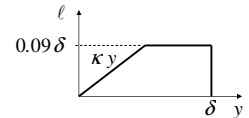
Numerical integration of the BLE

Parabolic PDE for $u(x,y)$ and $v(x,y)$.

$$u \frac{\partial u}{\partial x} + v \frac{\partial u}{\partial y} = U \frac{dU}{dx} + \frac{\partial}{\partial y} \left((\nu_t + \nu_0) \frac{\partial u}{\partial y} \right)$$


l is overestimated by the expression κy in the **outer layer**, therefore

l must be limited.
Escudier correlation:

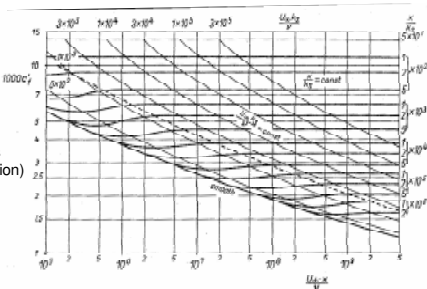


The effect of the surface roughness

Skin friction coefficient for a flat plate

$$c'_f = \frac{\tau_0}{\frac{\rho_0 U_\infty^2}{2}}$$

k_s : sand roughness (height of a protrusion)



$$c'_f = \left(2.87 + 1.58 \log \frac{x}{k_s} \right)^{-2.5} \quad \text{For } 10^2 < \frac{x}{k_s} < 10^6 \quad [\text{Schlichting 21.10}]$$

Solution of heat and mass transfer problems

When u and v are already known we can calculate T (temperature) and c (concentration) fields.

$$u \frac{\partial T}{\partial x} + v \frac{\partial T}{\partial y} = \frac{\partial}{\partial y} \left((a_t + a_0) \frac{\partial T}{\partial y} \right)$$

$$u \frac{\partial c}{\partial x} + v \frac{\partial c}{\partial y} = \frac{\partial}{\partial y} \left((D_t + D_0) \frac{\partial c}{\partial y} \right)$$

Heat diffusivity coefficient [m^2s^{-1}]: $a = \frac{\lambda}{\rho_0 c_p}$

heat cond. coeff. λ

specific heat at const pressure c_p

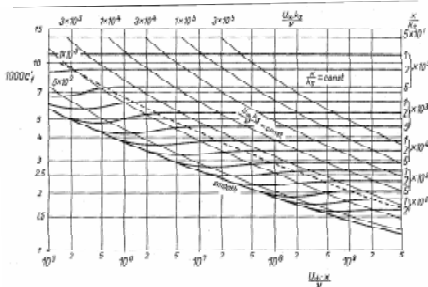
Transport coefficients are calculated from V_t :

$$Pr_t = \frac{\nu_t}{a_t} \leftarrow \text{Turbo. Prandtl number (given, empirical val.)}$$

$$Sc_t = \frac{\nu_t}{D_t} \leftarrow \text{Turbo. Schmidt number (given, empirical val.)}$$

Problem #3.7

Determine the maximum magnitude of sand roughness for which a flat plate can be regarded as hydraulically smooth. The free stream velocity and the kinematical viscosity are given: $U_\infty = 15 \text{ m/s}$, $\nu_0 = 1.5 \times 10^{-5} \text{ m}^2\text{s}^{-1}$



To the solution

Performance of airfoils

$$F_L = c_L \frac{\rho}{2} v_\infty^2 A$$

Requirements

High lift at low speed

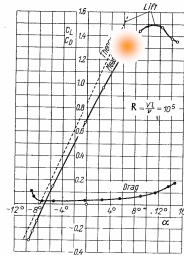
For low speed takeoff and landing ability.

Avoiding BL separation

Low drag at high speed

For minimum fuel consumption.

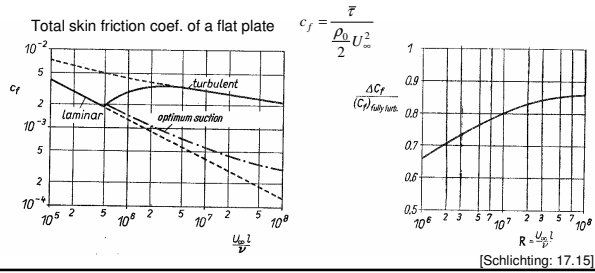
Delaying BL transition



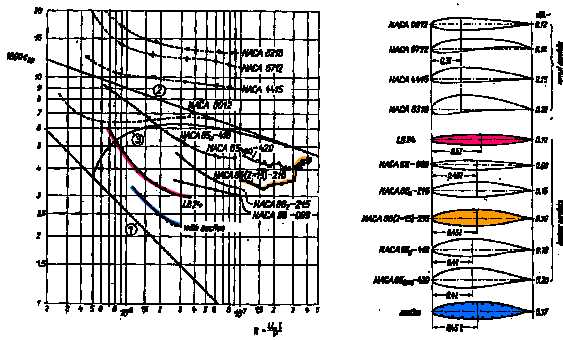
Methods for delaying the transition

1. Smoothing the surface
2. Low intensity BL suction.
3. Pushing the maximum thickness as close to the trailing edge as possible.

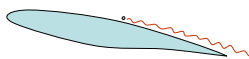
Boundary layer suction



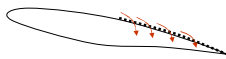
NACA laminar profiles



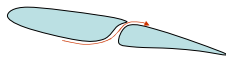
Methods for avoiding separation



1. Turbulence generation (passive or active)



2. Intensive BL suction (active)



3. BL refreshment (passive or active)