

Steady vs.
unsteady

Balogh
Miklós

Steadyness

Block mesh

Analysis

Refining

Stationary and transient flows

Lecture 4

Balogh Miklós

March 23, 2014

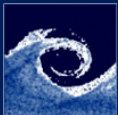


Table of Contents

Steady vs.
unsteady

Balogh
Miklós

Steadyness

Block mesh

Analysis

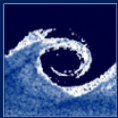
Refining

① Steadyness

② Block mesh

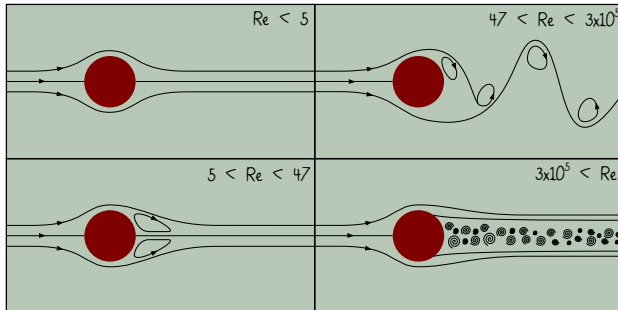
③ Analysis

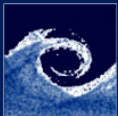
④ Refining



Stationary and transient flows

- Transient (unsteady) flows
 - Every real flow in molecular sense
- Stationary (steady-state) flow refers to the condition
 - where the fluid properties do not change over time
 - all the time derivatives of a flow field vanish





Steps of the numerical analysis - Domain

Steady vs.
unsteady

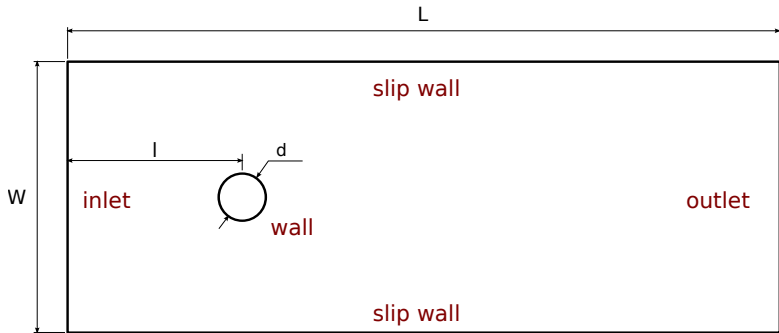
Balogh
Miklós

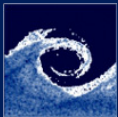
Steadyness

Block mesh

Analysis

Refining





Steps of the numerical analysis - Mesh blocks

Steady vs. unsteady

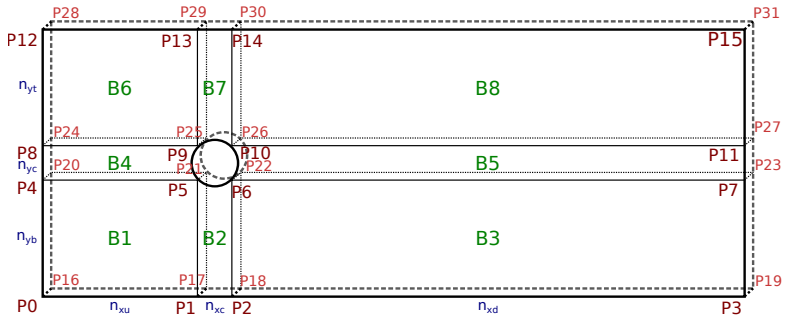
Balogh Miklós

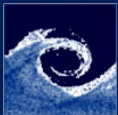
Steadyness

Block mesh

Analysis

Refining



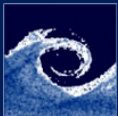


Steps of the numerical analysis - blockMeshDict

Listing coordinates of the block vertices:

Listing 1: vertices in blockMeshDict

```
1 convertToMeters 1.0;  
2  
3 vertices  
4 (  
5     (-10  -10  -1) // P0  
6     (-1   -10  -1) // P1  
7     ( 1   -10  -1) // P2  
8     ( 30  -10  -1) // P3  
9     ...  
10 );
```



Steps of the numerical analysis - blockMeshDict

Listing the blocks, ordered list of vertex labels and mesh size:

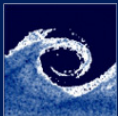
Listing 2: blocks in blockMeshDict

```
1 blocks
2 (
3     // vertex numbers, number of intervals, interval grading
4     hex ( 0  1  5  4 16 17 21 20) (48 48 1) simpleGrading ( 0.1075 0.1075 1)
5     hex ( 1  2  6  5 17 18 22 21) (30 48 1) simpleGrading ( 1      0.1075 1)
6     hex ( 2  3  7  6 18 19 23 22) (71 48 1) simpleGrading ( 28      0.1075 1)
7     ...
8 );
```

Listing edges (line, polyLine, arc, simpleSpline, polySpline):

Listing 3: edges in blockMeshDict

```
1 edges
2 (
3     // edge type, labels of end vertices, coord. of interpolation point(s)
4     arc 5  6  ( 0 -1 -1)
5     arc 6 10  ( 1  0 -1)
6     ...
7 );
```



Steps of the numerical analysis - blockMeshDict

Steady vs.
unsteady

Balogh
Miklós

Steadyness

Block mesh

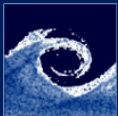
Analysis

Refining

Listing boundaries (type, vertices of the faces):

Listing 4: boundaries in blockMeshDict

```
1 boundary
2 (
3     inlet
4     {
5         type patch;
6         faces
7         (
8             ( 0  4 20 16)
9             ( 4  8 24 20)
10            ( 8 12 28 24)
11        );
12    }
13    ...
14 );
15
16
17 mergePatchPairs
18 (
19 );
```

Steps of the numerical analysis - Mesh

Steady vs.
unsteady

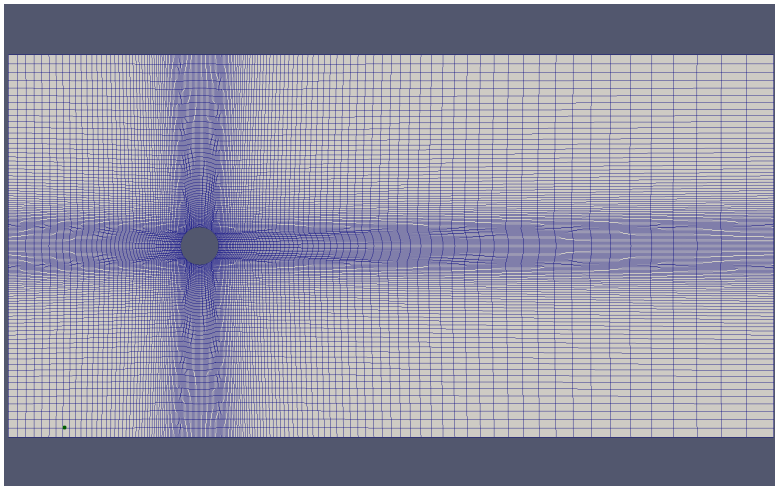
Balogh
Miklós

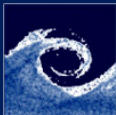
Steadyness

Block mesh

Analysis

Refining





Steps of the numerical analysis - Boundaries

Steady vs.
unsteady

Balogh
Miklós

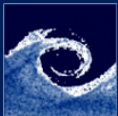
Steadyness

Block mesh

Analysis

Refining

- Inlet (Dirichlet BC for U, Neumann BC for p)
 - fixed value for U ($U = U_{in} = 1 \text{ m s}^{-1}$)
 - zero gradient for p ($\partial p / \partial n = 0$)
- Outlet (Dirichlet BC for p, Neumann BC for U)
 - zero gradient for U ($\partial U / \partial n = 0$)
 - fixed value for p ($p = p_{ref} = 0 \text{ Pa}$)
- Walls
 - fixed value for U ($U = 0$)
 - zero gradient for p
- Front and back sides of a 2D domain
 - empty for both U and p
- Bottom and top sides
 - slip wall for both U and p



Steps of the numerical analysis - BC and IC for U

Steady vs.
unsteady

Balogh
Miklós

Steadyness

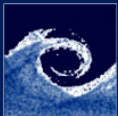
Block mesh

Analysis

Refining

Listing 5: boundaries in 0/U

```
1 dimensions      [0 1 -1 0 0 0 0];
2 internalField   uniform (1 0 0);
3 boundaryField
4 {
5     inlet
6     {
7         type fixedValue;
8         value uniform (1 0 0);
9     }
10    outlet
11    {
12        type          zeroGradient;
13    }
14    cylinderWall
15    {
16        type          fixedValue;
17        value         uniform (0 0 0);
18    }
19    topWall
20    {
21        type          slip;
22    }
23    ...
24 }
```



Steps of the numerical analysis - BC and IC for p

Steady vs.
unsteady

Balogh
Miklós

Steadyness

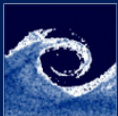
Block mesh

Analysis

Refining

Listing 6: boundaries in 0/p

```
1 dimensions      [0 2 -2 0 0 0 0];
2 internalField   uniform 0;
3 boundaryField
4 {
5     inlet
6     {
7         type          zeroGradient;
8     }
9     outlet
10    {
11        type fixedValue;
12        value uniform 0;
13    }
14    cylinderWall
15    {
16        type          zeroGradient;
17    }
18    topWall
19    {
20        type          zeroGradient;
21    }
22    ...
23 }
```



Steps of the numerical analysis - Simulation

Steady vs.
unsteady

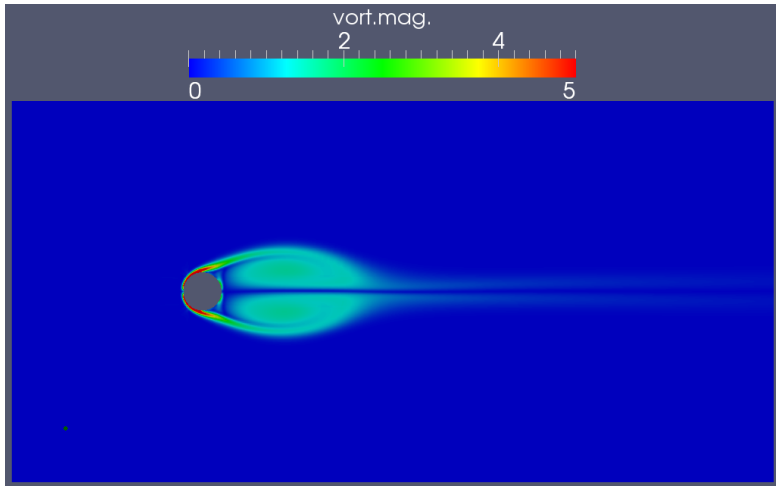
Balogh
Miklós

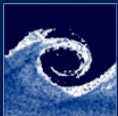
Steadyness

Block mesh

Analysis

Refining





Steps of the numerical analysis - Simulation

Steady vs.
unsteady

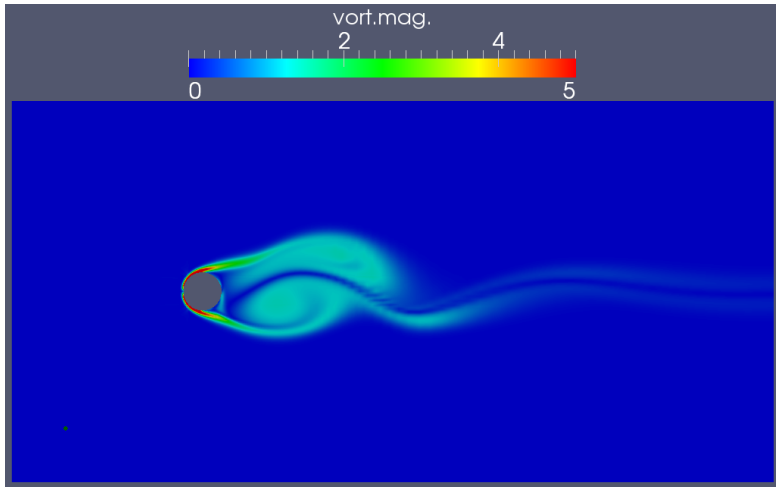
Balogh
Miklós

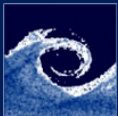
Steadyness

Block mesh

Analysis

Refining





Steps of the numerical analysis - Simulation

Steady vs.
unsteady

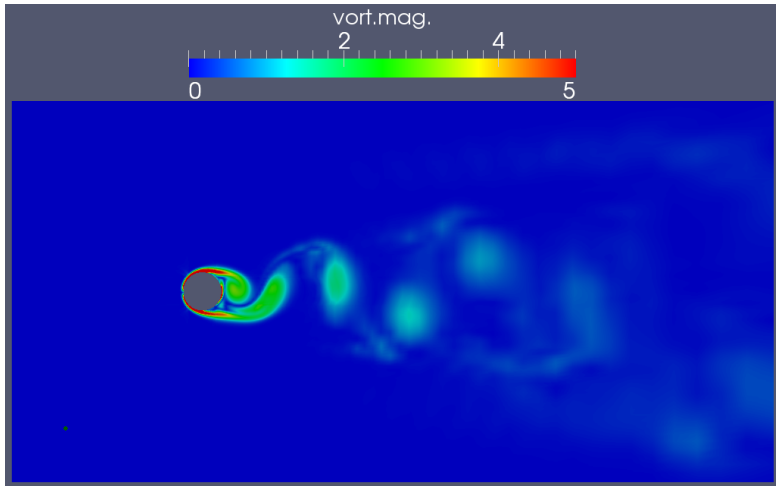
Balogh
Miklós

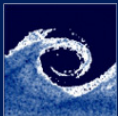
Steadyness

Block mesh

Analysis

Refining





Steps of the numerical analysis - Refined mesh

Steady vs.
unsteady


Balogh
Miklós

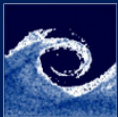
Steadyness

Block mesh

Analysis

Refining





Steps of the numerical analysis - Fine simulation

Steady vs.
unsteady

Balogh
Miklós

Steadyness

Block mesh

Analysis

Refining

