

Numerical approximations of derivatives and integrals

Gergely Kristóf
10-th September 2013

Finite difference method error and convergence

We shall calculate the change of exact solution $U(x)$ by integrating the derivative on section $x_{j+1}-x_j=\Delta x$:

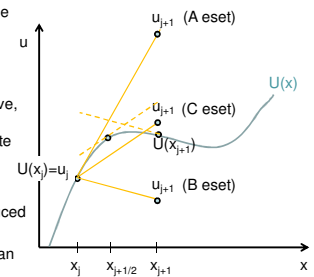
- A) from the initial derivative,
- B) from the terminal derivative,
- C) from midpoint derivative.

The values of the approximate solution are: u_j, u_{j+1}, \dots

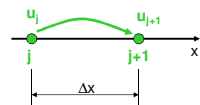
The approximation error $U(x_{j+1})-u_{j+1}$ reduces with reduced interval size.

Some schemes are better than the other...

XLS demo



Forward Differencing Scheme (FDS)



From the Taylor polynomial we can express a differencing scheme of first order accuracy:

$$u'_j = \frac{u_{j+1} - u_j}{\Delta x} + o(1)$$

Note that, the error term is one degree of magnitude higher.

Taylor polynomial of the exact solution from point j to point $j+1$:

$$u_{j+1} = u_j + u'_j \Delta x + u''_j \frac{\Delta x^2}{2} + \dots$$

$$u_{j+1} = u_j + u'_j \Delta x + o(\Delta x)$$

This is an integration scheme of first order accuracy.

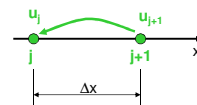
When the differential equation is given in the explicit form:

$$u'_j = f(u_j, x_j)$$

we can integrate step by step, by assuming:

$$u_{j+1} \approx u_j + f(u_j, x_j) \Delta x$$

Backward Differencing Scheme (BDS), implicit discretisation method



Another first order scheme:

$$u_j = u_{j+1} + u'_{j+1} (-\Delta x) + o(\Delta x)$$

from the backward Euler scheme we get:

$$u'_{j+1} = \frac{u_{j+1} - u_j}{\Delta x} + o(1)$$

Now, we assume the differential equation is given in the following form:

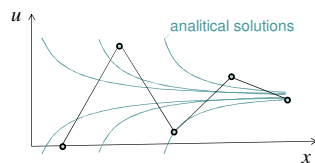
$$F(u', u, x) = 0$$

When F is evaluated in $j+1$, we may end up with a more complicated expression for u_{j+1} . This kind of discretization is called **implicit**:

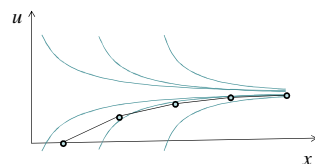
$$F(u'_{j+1}, u_{j+1}, x_{j+1}) = 0 \rightarrow F\left(\frac{u_{j+1} - u_j}{\Delta x}, u_{j+1}, x_{j+1}\right) \equiv 0$$

Different behavior...

Physical processes lead to a temporal equilibrium in many cases.

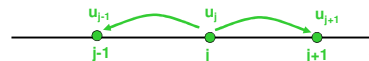


Explicit Euler method:



Implicit Euler method:

Central Differencing Scheme (CDS)



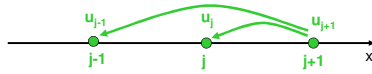
$$u_{j+1} = u_j + u'_j \Delta x + u''_j \frac{\Delta x^2}{2} + o(\Delta x^2)$$

$$u_{j-1} = u_j + u'_j (-\Delta x) + u''_j \frac{\Delta x^2}{2} + o(\Delta x^2)$$

$$u'_j = \frac{u_{j+1} - u_{j-1}}{2 \Delta x} + o(\Delta x)$$

Extensively used in CFD for spatial discretization.

An implicit differencing scheme with second order accuracy



$$u_j = u_{j+1} + u'_{j+1}(-\Delta x) + u''_{j+1} \frac{\Delta x^2}{2} + o(\Delta x^2)$$

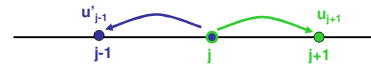
$$u_{j-1} = u_{j+1} + u'_{j+1}(-2\Delta x) + u''_{j+1} 2\Delta x^2 + o(\Delta x^2)$$

$$u_j - \frac{u_{j-1}}{4} = \frac{3}{4}u_{j+1} + u'_{j+1} \left(-\frac{\Delta x}{2}\right) + o(\Delta x^2)$$

$$u'_{j+1} = \frac{\frac{3}{2}u_{j+1} - 2u_j + \frac{1}{2}u_{j-1}}{\Delta x} + o(\Delta x)$$

Can be used for discretizing the **boundary layer equation**.

Adams-Basforth scheme



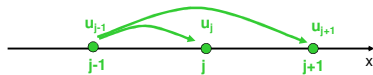
$$u_{j+1} = u_j + u'_j \Delta x + u''_j \frac{\Delta x^2}{2} + o(\Delta x^2)$$

$$u'_{j-1} = u'_j + u''_j(-\Delta x) + o(\Delta x) \quad / \quad + \dots \times \frac{\Delta x}{2}$$

$$u_{j+1} = u_j + \frac{3}{2}u'_j \Delta x - \frac{1}{2}u'_{j-1} \Delta x + o(\Delta x^2)$$

An explicit integrating scheme with second order accuracy
It is often used for **integrating the Navier-Stokes equations**.

A 2 step 2nd order explicit Runge-Kutta type scheme



1st step: Using the Euler method we can calculate approximate values: \tilde{u}_j and \tilde{u}'_j

$$u_j = u_{j-1} + u'_{j-1} \Delta x + o(\Delta x) = \tilde{u}_j + o(\Delta x)$$

$$u'_j = f(u_j, x_j) = f(\tilde{u}_j + o(\Delta x), x_j) = f(\tilde{u}_j, x_j) + \frac{\partial f}{\partial u} \Big|_{u_j, x_j} \cdot o(\Delta x) = \tilde{u}'_j + o(\Delta x)$$

2nd step: Use CDS scheme around point j:

$$u_{j+1} = u_{j-1} + u'_j 2\Delta x + o(\Delta x^2) = u_{j-1} + \tilde{u}'_j 2\Delta x + o(\Delta x^2)$$

Can be used for calculating compressible flows (eg. **Lax-Wendroff method**).

Discretization of the Navier-Stokes equation is rather difficult on this way...

$$\frac{\partial \rho}{\partial t} + \frac{\partial \rho u}{\partial x} + \frac{\partial \rho v}{\partial y} + \frac{\partial \rho w}{\partial z} = 0$$

$$\frac{\partial \rho u}{\partial t} + \frac{\partial \rho u^2}{\partial x} + \frac{\partial \rho uv}{\partial y} + \frac{\partial \rho uw}{\partial z} = -\frac{\partial p}{\partial x} + \rho g_x + \frac{\partial}{\partial x} \left(\mu \frac{\partial u}{\partial x} \right) + \frac{\partial}{\partial y} \left(\mu \frac{\partial u}{\partial y} \right) + \frac{\partial}{\partial z} \left(\mu \frac{\partial u}{\partial z} \right)$$



$$\frac{\partial \rho v}{\partial t} + \frac{\partial \rho vu}{\partial x} + \frac{\partial \rho v^2}{\partial y} + \frac{\partial \rho vw}{\partial z} = -\frac{\partial p}{\partial y} + \rho g_y + \frac{\partial}{\partial x} \left(\mu \frac{\partial v}{\partial x} \right) + \frac{\partial}{\partial y} \left(\mu \frac{\partial v}{\partial y} \right) + \frac{\partial}{\partial z} \left(\mu \frac{\partial v}{\partial z} \right)$$

$$\frac{\partial \rho w}{\partial t} + \frac{\partial \rho wu}{\partial x} + \frac{\partial \rho wv}{\partial y} + \frac{\partial \rho w^2}{\partial z} = -\frac{\partial p}{\partial z} + \rho g_z + \frac{\partial}{\partial x} \left(\mu \frac{\partial w}{\partial x} \right) + \frac{\partial}{\partial y} \left(\mu \frac{\partial w}{\partial y} \right) + \frac{\partial}{\partial z} \left(\mu \frac{\partial w}{\partial z} \right)$$

In some cases more complex meshes are necessary for efficient solution

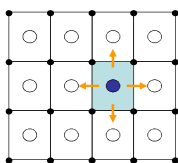
Curvilinear, stretched

Unstructured, hybrid



Finite volume method

Discrete solution



U: volume intensity of an arbitrary conserved quantity.

$$\frac{\partial}{\partial t} \int_V U dV + \oint_A \vec{F} \cdot d\vec{A} = \int_V S_V dV + \oint_A \vec{S}_A \cdot d\vec{A}$$

The conserved quantity per unit mass of fluid:

$$\Phi = U / \rho$$

Convective and conductive fluxes:

$$\vec{F}_C = \rho \Phi \vec{v} \quad \vec{F}_D = -\Gamma \nabla \Phi$$

$$\frac{\partial}{\partial t} \int_V \rho \Phi dV + \oint_A \rho \Phi \vec{v} \cdot d\vec{A} = \oint_A (\Gamma \nabla \Phi + \vec{S}_A) \cdot d\vec{A} + \int_V S_V dV$$

Fluxes are **evaluated** on the element faces.

Finite volume method is conservative: discretization errors do not produce or destroy conserved physical properties. Conservation equations are exactly fulfilled on the computational domain.

Spatial derivatives in finite volume methods

The generic transport equation in integral form:

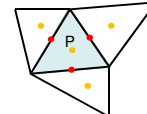
$$\frac{\partial \rho \phi}{\partial t} + \nabla \cdot (\rho \phi \vec{v}) = \nabla \cdot \vec{S}_A + \nabla \cdot (\Gamma \nabla \phi) + S_V$$

In which Φ is the mass concentration of a conserved quantity (eg. in kg/kg).

Spatial derivatives are always in $\text{div}(\dots)$, $\text{grad}(\dots)$ or $\text{div}(\text{grad}(\dots))$ forms. We only need to look for the discrete approximations of these operators, which is done - in the case of finite volume method - on the basis of surface and volume integrals along with some spatial interpolations.

The numerical mesh around the cell having its center in point P:

Faces are represented by vector coordinates dA_i , $i=1,2,3$.



- Cell centroid. Here we store ϕ_P .
- Face centroid. We need to interpolate here from the centers.

Approximation of the divergence operator

From the volume integral of the divergence operator we can obtain the cell average of the divergence term.

The Gauss-Ostrogradskij theorem for a vector quantity \underline{u} :

$$\int_V \nabla \cdot \underline{u} \, dV = \oint_A \underline{u} \cdot d\vec{A}$$

The discrete representation of the divergence term is defined as a volume average over element P:

$$\nabla \cdot \underline{u}_i = \frac{\sum_{\ell=1}^3 u_{\ell,i} dA_{\ell,i}}{V_P}$$

$u_{i,j}$ are Descartes coordinates of vector \underline{u} being **interpolated** to face centroids. This expression is a linear combination of u values stored in P and in neighboring cells.

Gradient

A direct consequence of the Gauss-Ostrogradskij theorem:

$$\int_V \nabla \phi \, dV = \oint_A \phi \cdot d\vec{A}$$

The i -th component of the approximate gradient can be evaluated according to the following expression:

$$\nabla_i \phi = \frac{\sum_{\ell} \phi_{\ell} dA_{\ell,i}}{V_P}$$

$A_{i,j}$ is the i -th component of the surface vector in Descartes system.

The approximate Laplacian

$$\Delta \phi = \nabla \cdot \nabla \phi$$

The same composition can be applied for discrete operators:

$$\bar{\Delta} \phi = \bar{\nabla} \cdot (\bar{\nabla}_i \phi)$$

For most field variables - excepting for the pressure field - the face normal component of the gradient vector can be calculated on a more simple way: from ϕ values stored in the centers of the adjacent cells.

In this case the discrete form of the Laplacian operator can be calculated as a linear combination of ϕ_p and the neighboring ϕ values:

$$\bar{\Delta} \phi = a_p \phi_p + \sum_{\ell} a_{\ell} \phi_{\ell}$$

In which a_p and a_{ℓ} are constant values, depending only on the mesh parameters.